

### ⚡ Specifications

#### Nominal Voltage(V)

12V

#### Nominal Capacity

20 hour rate	(1.7A	to	10.50V)	34Ah
10 hour rate	(3.23A	to	10.80V)	32.3Ah
5 hour rate	(5.78A	to	10.20V)	28.9Ah
1C	(34A	to	9.60V)	21.53Ah
3C	(102A	to	9.60V)	13.6Ah

#### Weight

Approx. 10.5kg(23.1Lbs.)

#### Internal Resistance (at 1KHz)

Approx. 11 mΩ

#### Maximum Discharge Current for

5 seconds:510A

#### Charging Methods at 25°C(77°F)

Cycle use:

Charging Voltage 14.4 to 15.0V

Coefficient -5.0mV/°C/cell

Maximum Charging Current : 10.2A

Standby use:

Float Charging Voltage 13.5 to 13.8V

Coefficient -3.0mV/°C/cell

#### Operating Temperature Range

Charge -15°C(5°F) to 40°C(104°F)

Discharge -15°C(5°F) to 50°C(122°F)

Storage -15°C(5°F) to 40°C(104°F)

#### Charge Retention (shelf life) at 20°C(68°F)

1 month 92%

3 month 90%

6 month 80%

#### Case Material

ABS UL94 HB

Option: Flammability resistance of (UL94 V-0)

#### Design Life

Eurobat (20°C) : 10/12 years

#### Terminal

F6



### ⚡ Dimensions

#### Length (L)

197±2-1 (7.76±0.08-0.04)

#### Width (W)

131±2-1 (5.16±0.08-0.04)

#### Height (H)

159±2-1 (6.26±0.08-0.04)

#### Overall Height (HT)

170±2-1 (6.59±0.08-0.04)

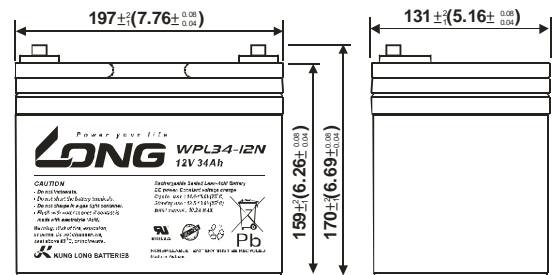
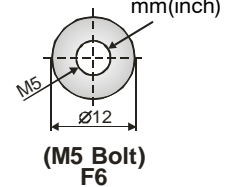
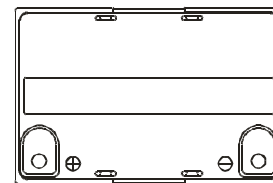
#### Description of torque value of hard ware for the terminals:

Recommended torque value

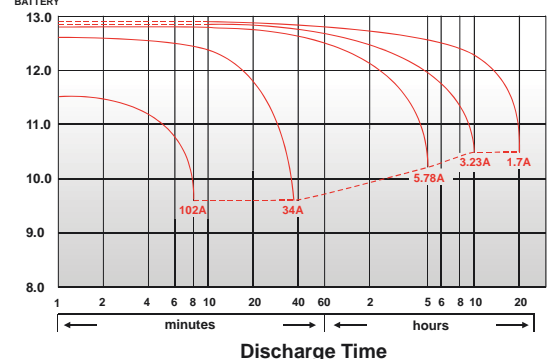
M5:5 N-m (51kgf-cm)

Maximum allowable torque value

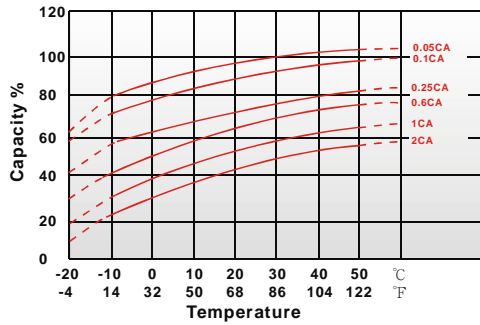
M5:6 N-m (61kgf-cm)



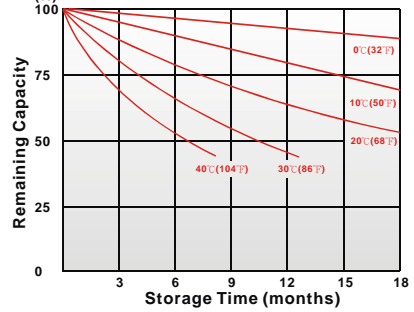
(V) FOR 12V BATTERY Discharge Time VS. Discharge Current (25°C)



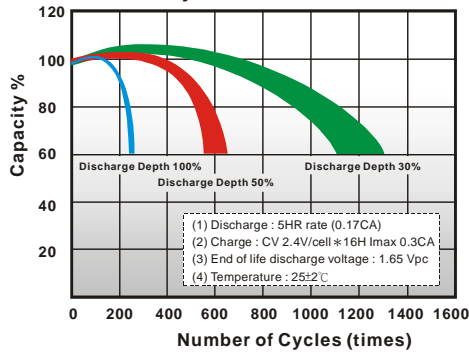
Effect of Temperature on Capacity 25°C(77°F)



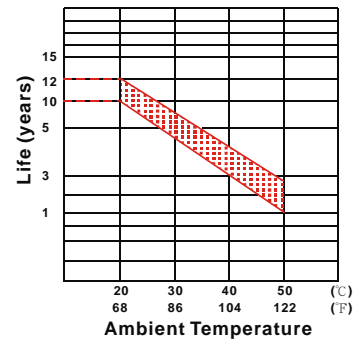
Capacity Retention Characteristic



Cycle Service Life



Trickle (or float) Service Life



### - PERFORMANCE DATA

#### Discharge Rates in Watts to Various End Voltages at 25°C(77°F)

End Voltage		1.85V	1.80V	1.75V	1.70V	1.67V	1.65V	1.60V
Time								
5	min	121	153	171	176	182	184	190
10	min	83.5	111	129	137	140	142	146
15	min	67.5	89.5	104	110	112	114	118
30	min	38.0	47.5	55.8	59.0	60.3	63.0	66.3
60	min	34.5	36.7	38.5	38.8	39.0	39.2	39.5
120	min	22.3	23.2	23.5	23.7	23.8	24.0	24.2
180	min	14.9	15.8	16.1	16.2	16.4	16.6	17.0
240	min	11.7	12.7	12.9	13.1	13.2	13.4	13.6
300	min	10.4	10.8	11.0	11.1	11.2	11.3	11.4
600	min	6.08	6.47	6.57	6.60	6.63	6.68	6.78
1200	min	3.23	3.30	3.35	3.38	3.40	3.42	3.45

#### - Discharge Rates in Amperes to Various End Voltages at 25°C(77°F)

End Voltage		1.85V	1.80V	1.75V	1.70V	1.67V	1.65V	1.60V
Time								
5	min	85.3	93.4	101	104	106	108	112
10	min	58.5	66.7	73.4	76.3	78.6	80.2	83.5
15	min	48.0	54.7	61.0	62.8	63.2	64.1	65.3
30	min	27.5	31.1	33.9	34.4	34.8	35.6	36.1
60	min	17.0	18.3	19.8	19.9	20.2	20.3	20.5
120	min	10.3	10.8	11.6	11.8	11.9	12.1	12.3
180	min	7.56	7.85	8.42	8.51	8.62	8.78	8.91
240	min	5.68	6.08	6.51	6.57	6.64	6.72	6.89
300	min	5.14	5.21	5.49	5.55	5.61	5.76	5.82
600	min	2.99	3.02	3.08	3.11	3.13	3.16	3.19
1200	min	1.54	1.59	1.65	1.67	1.69	1.71	1.74

All data on the spec. sheet is an average value:

The tolerance range :  $X < 6\text{min}$ (+15%~-15%),  $6\text{min} \leq X < 10\text{min}$ (+12%~-12%),  $10\text{min} \leq X < 60\text{min}$ (+8%~-8%),  $X \geq 60\text{min}$ (+5%~-5%)

140918-1A-DEU002